



ULTIMATE REPAIR

MIRACLE HAIR RESCUE.



MIRACLE HAIR RESCUE

A treatment to repair hair damage in 90 seconds. Intensively strengthens and smooths hair thanks to AHA & Omega-9.

LESS BREAKAGE*
99%

SMOOTHER HAIR*
12X

HAIR AFTER EACH USE*
SHINIER

FUN FACT: SAVE WATER

By using the MIRACLE HAIR RESCUE at home your client, could save 15 liter each time**

*When using Ultimate Repair Step 3. Instrumental test versus non conditioning shampoo.

**Compared to a care product that requires rinsing.

MIRACLE HAIR RESCUE

HOW TO USE

MIRACLE HAIR RESCUE HELPS REVERSE HAIR DAMAGE IN 90 SECONDS, INSIDE AND OUT.



Reverse hair damage

Spray on clean towel-dried hair, making sure to get it spread over the full hair. Just a light spritz and you're good.

Intensively strengthens and repairs

This is an intense formula and because it's a liquid it penetrates faster into the hair, only needing 90 sec! Don't apply another product, don't start to blow dry.

90
SECONDS




Let it absorb

Think like skin care, after cleansing the face and applying the serum, you will want it to absorb, before you apply the moisturizer.

PATENTED TECHNOLOGY FOR HEALTHY LOOKING HAIR


HEALTHY
LOOKING HAIR
NEEDS TO BE
STRONG FROM
THE INSIDE
AND OUT.



REBUILD BONDS INSIDE

WITH AHA

Alpha-Hydroxy Acid is an organic acid, small enough to penetrate the hair fiber at the deepest level. Rebuilding hydrogen bonds in the cortex, for a strong hair core.



REPLENISH HAIR OUTSIDE

WITH OMEGA-9

A bio-identical lipid, targeting the outside of the hair fiber. Coating the surface and filling in the cuticle to re-create a protective barrier.

The special combination of AHA and bio-identical Omega-9 delivers the ultimate repair, that you can see and feel.



HAIR IS REPAIRED INSIDE & OUT

FUN FACT

In skin care, AHA is commonly known to exfoliate the skin but also promoting the production of collagen, to give strength to the skin. In hair, AHA also gives strength by rebuilding the hydrogen bonds.

3

ULTIMATE REPAIR MIRACLE HAIR RESCUE

Apply Miracle Hair Rescue to reverse hair damage in 90 sec. Just spray on hair, making sure to get lengths and ends in the front, back and on each side. A light spritz and you're good. Let it absorb for 90 seconds before applying anything else.




4

ULTIMATE REPAIR 5-IN-1 PROTECTIVE LEAVE-IN

It may be the last step, but as nearly any dermatologist will say that protection is the most important part of any skin-care regimen, it is as well for hair care. Apply 1-4 drops and stay protected from the 5 key concerns: breakage, heat, UV, pollution and frizz.





THE ULTIMATE REPAIR RITUAL

GIVE OUR CLIENTS THEIR HAIR LIKE
THEY HAVE NEVER SEEN IT BEFORE.
NO NEED FOR LONGER APPOINTMENT
TIME OR ADDED RINSING STEPS.

PROFESSIONAL HAIR
FEEL IN SALON

A truly luxurious experience
of our most powerful repair.

Intense strength from within and
replenished outside with Metal
Purifier technology to detox the
hair (friction, frizz) during night.

10-15
MIN

TAILORED ROUTINE FOR EACH HAIR NEEDS

LET THE HAIR TYPE GUIDE THE PRODUCT AMOUNT AND THE DAMAGE LEVEL TO GUIDE THE TIME.

FOR ALL HAIR TYPES



SHAMPOO

Lather and rinse to cleanse the hair



CONDITIONER for damaged hair or for lightweight feel

MASK for heavily damaged hair or for intense smoothness

30
seconds

3
minutes

5
minutes

10
minutes



MIRACLE HAIR RESCUE

5
pumps

5-10
pumps

10-15
pumps

15
pumps



5-IN-1 PROTECTIVE LEAVE-IN

1-2
pumps

1-2
pumps

3-4
pumps

3-4
pumps

5 At home routine: Add Night Serum for overnight protection & repair.



Use Miracle Hair Rescue every third wash or more often on damaged hair.

WANT TO KNOW MORE?

Learn more about the
Wella Professionals services
education.wella.com

Discover our online store
wellastore.com

[@wellahair](https://www.instagram.com/wellahair)

[@wellaprofessionals](https://www.instagram.com/wellaprofessionals)

